

Failsafe Systems for Double Acting and Single Acting Pneumatic Actuators for Quarter Turn Valves and Dampers



General application

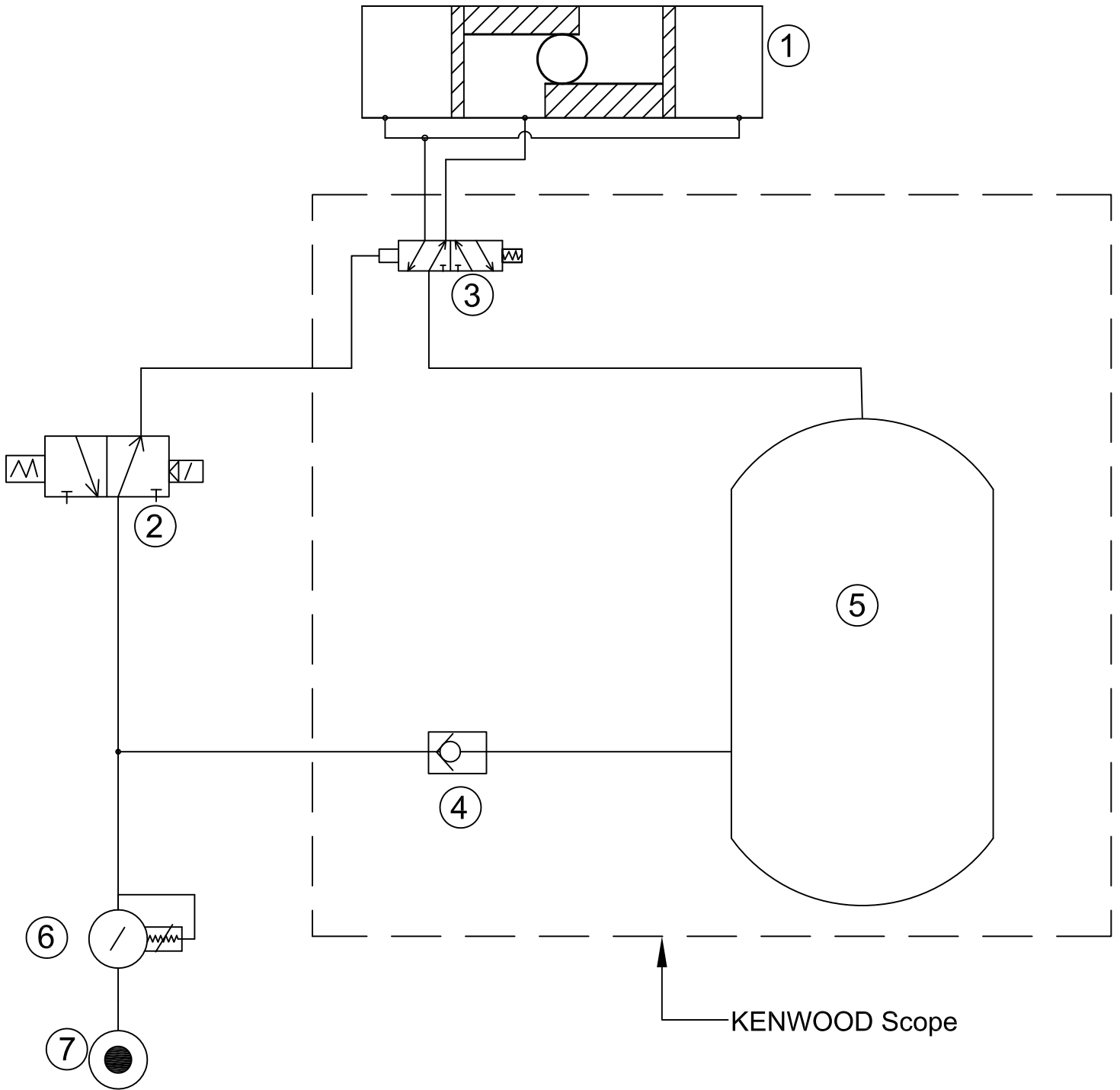
Designed for on-off or modulating control of quarter-turn Ball, Butterfly, Plug Valves or Dampers.

KENWOOD VALVE CONTROLS (INDIA) PRIVATE LIMITED

An ISO 9001 certified company
C217,MT Sagar Industrial Estate, Gokul Road,HUBLI-580 030(INDIA)
Telefax:+91-836-2232118/2333118
e-mail: preorders@kenwoodvalvecontrols.com
Website: www.kenwoodvalvecontrols.com

Catalogue : FS/2019/05

Page no: 01 of 05

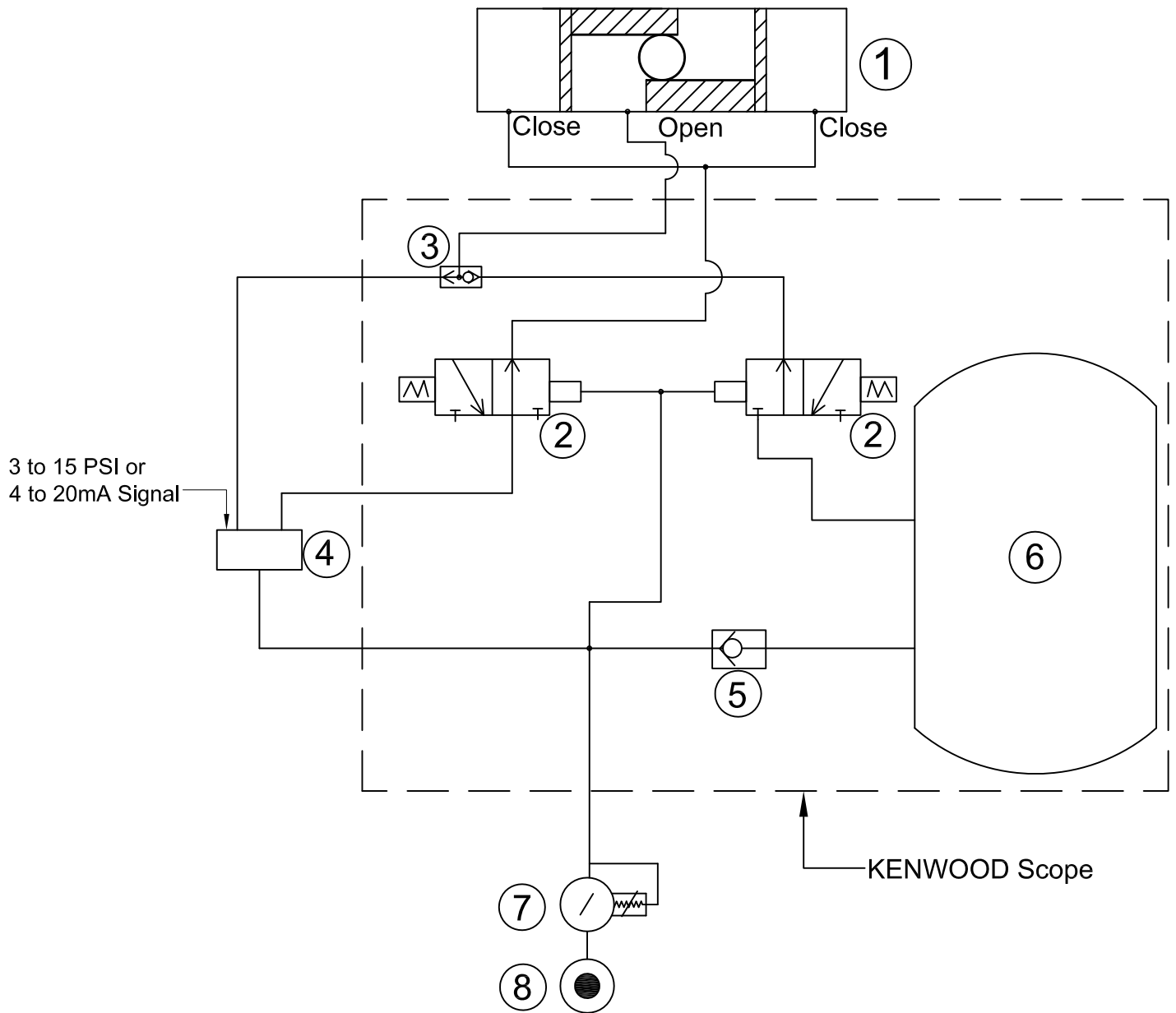


Part no	Part Name	Part no	Part Name
1	Actuator Double acting	6	Air Filter Regulator
2	3/2 Way Solenoid Valve	7	Air Supply
3	5/2 Way Pilot Valve		
4	Non-Return Valve		
5	Air Reservoir		

Product design and specification may change without notice.

Page 02 of 05

THIS DRAWING IS PROPRIETARY ARTICLE'S AND IS LOANED IN CONFIDENCE SUBJECT TO RETURN UPON DEMAND. REPRODUCTION THERE OF MANUFACTURE OF PARTS THERE FROM IS NOT PERMISSIBLE WITHOUT THE WRITTEN PERMISSION OF KENWOOD VALVE CONTROLS				
DRAWN	SK	02-04-18	Title.	
CHECKED	SK	02-04-18	Hook up diagram for failsafe system of double acting pneumatic actuator with 3/2way solenoid valve	
APPROVED	NMS	02-04-18		
REV.	DCN.NO.	SIG	DATE	ALL DIMENSIONS ARE IN MM
				DRG.NO. FS/2019/05
				REV.NO. 00
SCALE: NTS			KENWOOD VALVE CONTROLS (INDIA) PVT. LTD.	

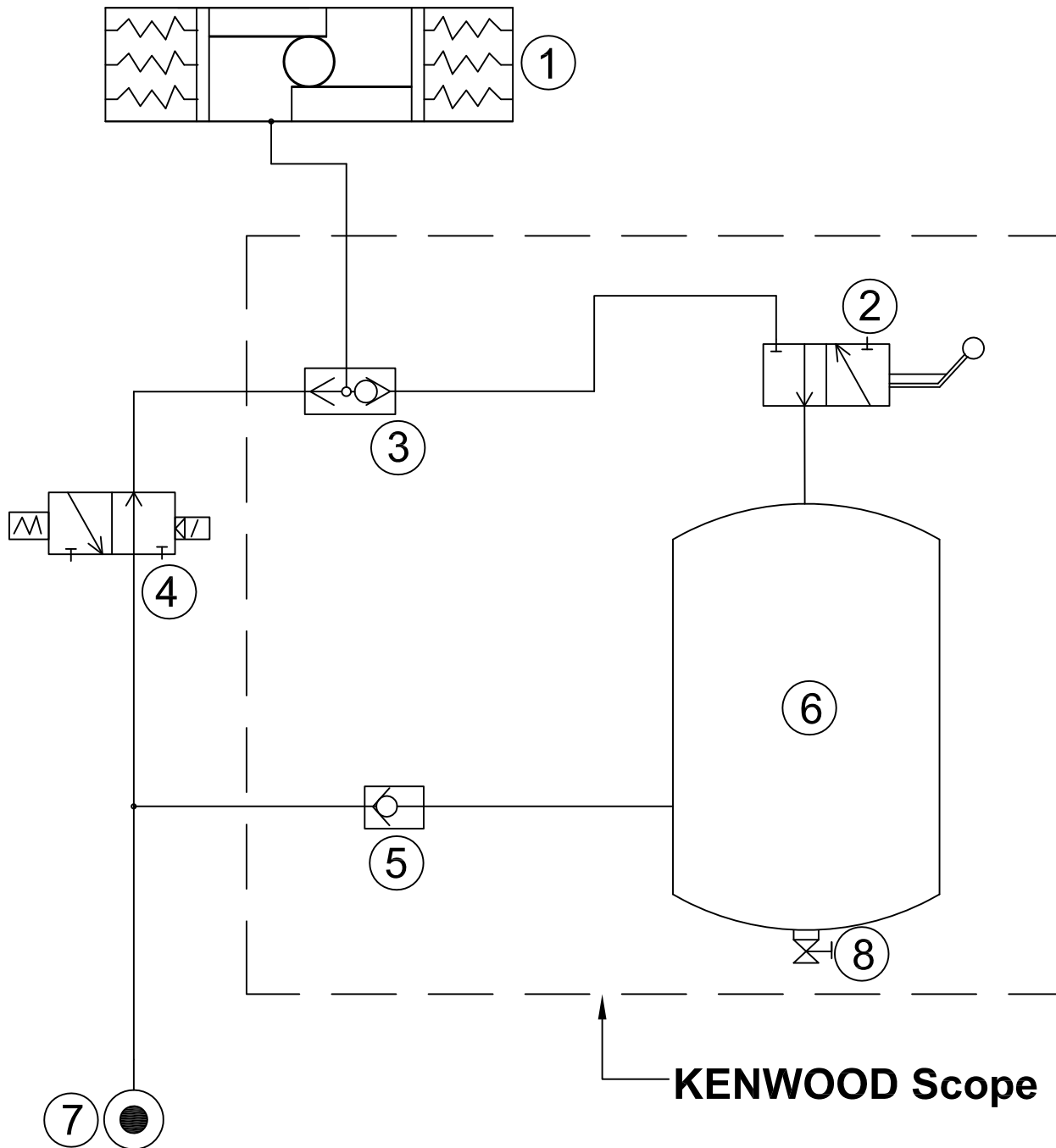


Part no	Part Name	Part no	Part Name
1	Actuator Double acting	6	Air Reservoir
2	3/2 Way Pilot Valves	7	Air Filter Regulator
3	Shuttle Valve	8	Air Supply
4	Double Acting Positioner		
5	Non-Return Valve		

Product design and specification may change without notice.

Page 03 of 05

THIS DRAWING IS PROPRIETARY ARTICLE'S AND IS LOANED IN CONFIDENCE SUBJECT TO RETURN UPON DEMAND. REPRODUCTION THERE OF MANUFACTURE OF PARTS THERE FROM IS NOT PERMISSIBLE WITHOUT THE WRITTEN PERMISSION OF KENWOOD VALVE CONTROLS						
DRAWN	SK	02-04-18	Title. Hook up diagram for failsafe system of double acting pneumatic actuator with Double acting Electro-pneumatic Positioner.			
CHECKED	SK	02-04-18				
APPROVED	NMS	02-04-18				
REV.	DCN.NO.	SIG	DATE	ALL DIMENSIONS ARE IN MM	DRG.NO.	FS/2019/05
					REV.NO.	00
SCALE: NTS				KENWOOD VALVE CONTROLS (INDIA) PVT. LTD.		

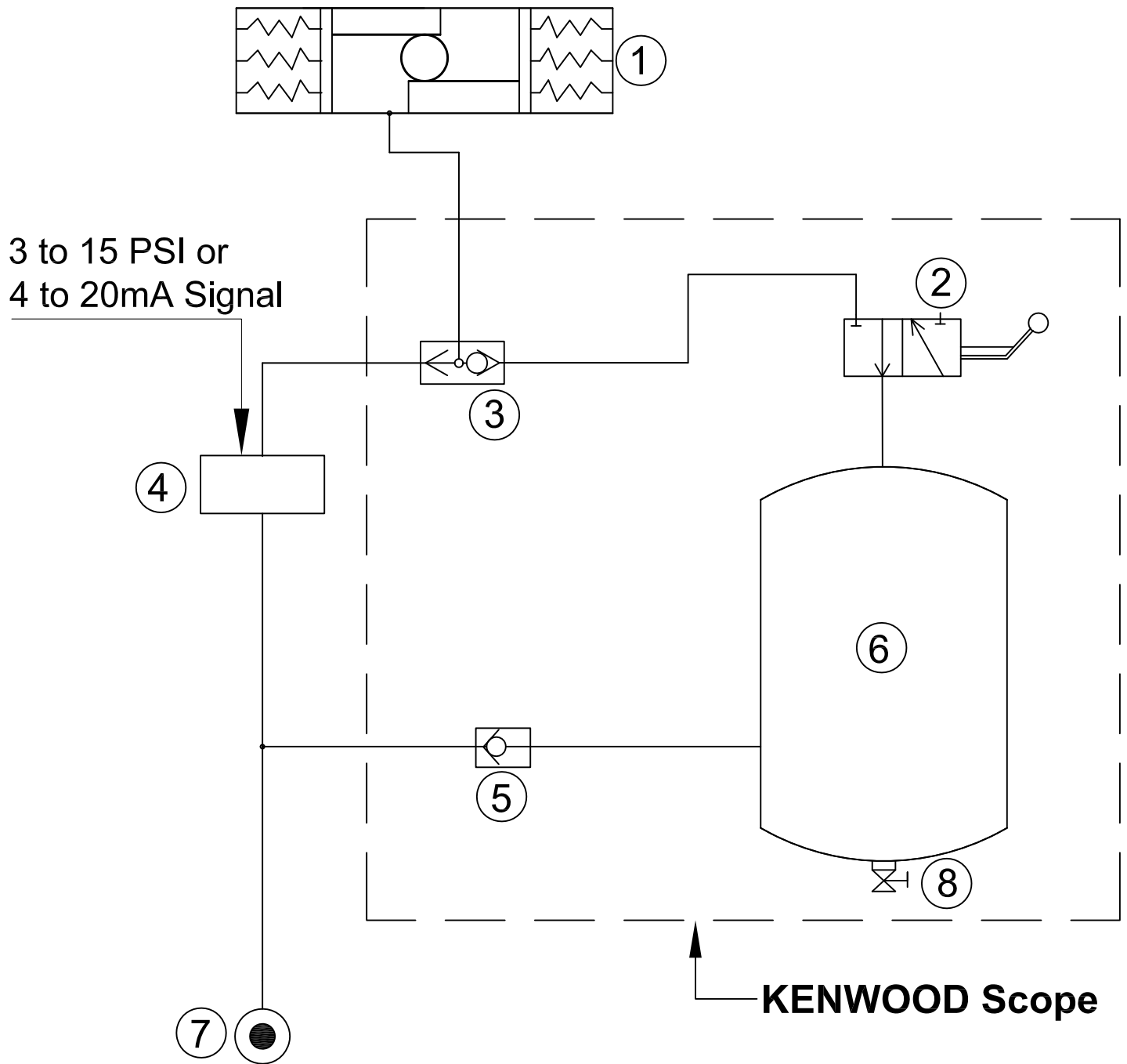


Part no	Part Name	Part no	Part Name
1	Actuator (Spring return)	6	Air Reservoir
2	3/2 Way Manual Lever Valve	7	Air Supply
3	Shuttle Valve	8	Drain Valve
4	3/2Way Solenoid Valve		
5	Non-Return Valve		

Product design and specification may change without notice.

Page 04 of 05

THIS DRAWING IS PROPRIETARY ARTICLE'S AND IS LOANED IN CONFIDENCE SUBJECT TO RETURN UPON DEMAND. REPRODUCTION THERE OF MANUFACTURE OF PARTS THERE FROM IS NOT PERMISSIBLE WITHOUT THE WRITTEN PERMISSION OF KENWOOD VALVE CONTROLS					
DRAWN	SK	02-04-18	Title. Hook up diagram for failsafe system of single acting pneumatic actuator & solenoid valve for emergency operation.		
CHECKED	SK	02-04-18			
APPROVED	NMS	02-04-18			
REV.	DCN.NO.	SIG	DATE	ALL DIMENSIONS ARE IN MM	DRG.NO. FS/2019/05
SCALE: NTS					REV.NO. 00
				KENWOOD VALVE CONTROLS (INDIA) PVT. LTD.	



Part no	Part Name	Part no	Part Name
1	Actuator (Spring return)	6	Air Reservoir
2	3/2 Way Manual Lever Valve	7	Air Supply
3	Shuttle Valve	8	Drain Valve
4	Single acting positioner		
5	Non-Return Valve		

Product design and specification may change without notice.

Page 05 of 05

THIS DRAWING IS PROPRIETARY ARTICLE'S AND IS LOANED IN CONFIDENCE SUBJECT TO RETURN UPON DEMAND. REPRODUCTION THERE OF MANUFACTURE OF PARTS THERE FROM IS NOT PERMISSIBLE WITHOUT THE WRITTEN PERMISSION OF KENWOOD VALVE CONTROLS						
DRAWN	SK	02-04-18	Title. Hook up diagram for failsafe system of single acting pneumatic actuator & Positioner for emergency operation.			
CHECKED	SK	02-04-18				
APPROVED	NMS	02-04-18				
REV.	DCN.NO.	SIG	DATE	ALL DIMENSIONS ARE IN MM	DRG.NO.	FS/2019/05
					REV.NO.	00
SCALE: NTS				KENWOOD VALVE CONTROLS (INDIA) PVT. LTD.		